
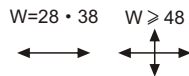


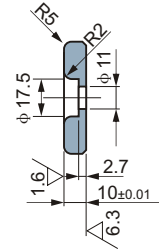
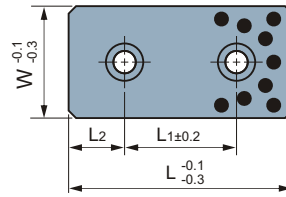
JTWP Oilless Wear Plate



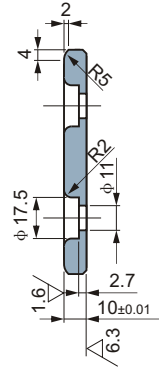
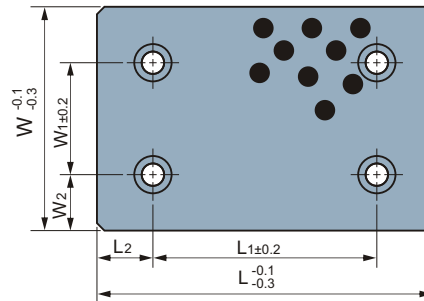
Sliding directions



$W=28\sim 75$



$W \geq 100$



Standard No.	W	L	W ₁	W ₂	L ₁	L ₂
JTWP-28×75	28	75	-	-	45	15
JTWP-28×100		100			50	25
JTWP-28×125		125			75	
JTWP-28×150		150			100	
JTWP-38×75	38	75			45	15
JTWP-38×100		100			50	25
JTWP-38×125		125			75	
JTWP-38×150		150			100	
JTWP-48×75	48	75			45	15
JTWP-48×100		100			50	25
JTWP-48×125		125			75	
JTWP-48×150		150			100	
JTWP-48×200		200			150	
JTWP-58×75	58	75			45	15
JTWP-58×100		100			50	25
JTWP-58×150		150			100	

Standard No.	W	L	W ₁	W ₂	L ₁				
JTWP-75×75	75	75	-	-	25	25			
JTWP-75×100		100			50				
JTWP-75×125		125			75				
JTWP-75×150		150			100				
JTWP-75×200		200			150				
JTWP-100×100	100	100	50	25	50				
JTWP-100×125		125			75				
JTWP-100×150		150			100				
JTWP-100×200	200	150							
JTWP-100×250	250	200							
JTWP-125×150	125	150			37.5		100		
JTWP-125×200		200					150		
JTWP-125×250		250					200		
JTWP-150×150	150	150					100	25	100
JTWP-150×200		200							150